

TALON WALL

19°-32°-65°-diffuso

mono e bidirezionale



bianco



sabbia



grafite



alluminio



Apparecchio per installazione a parete, realizzato in alluminio estruso e base in alluminio pressofuso EN47100, con emissione singola o doppia e disponibile nei quattro colori standard, con verniciatura a polvere poliestere su fondo trattato per la resistenza alla corrosione.

Caratterizzato da ottiche retratte e schermo a bassa luminanza nelle versioni con Power Led con vetro temprato trasparente serigrafato, nel modello con Mid Power Led il vetro è invece sabbato, per tutti i modelli i vetri sono fissati meccanicamente con colla siliconica. Fornito con sistema di connessione gel IP a garanzia della protezione e staffa inox per il fissaggio.

Alimentatore a bordo
220/240V- 50/60Hz

Le sorgenti luminose sono Power Led e Mid Power Led
CRI \geq 80 3000K/4000K,

Potenze disponibili (5,8W_e -
10,7W_e - 11W_e -19,3W_e)


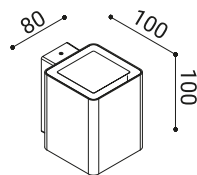
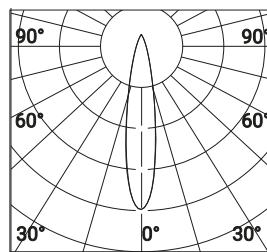
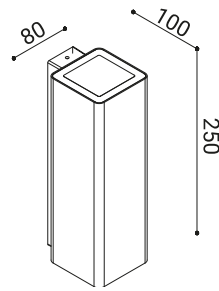
Fasci (19°-32°-65° - diffuso)

CLASSE I

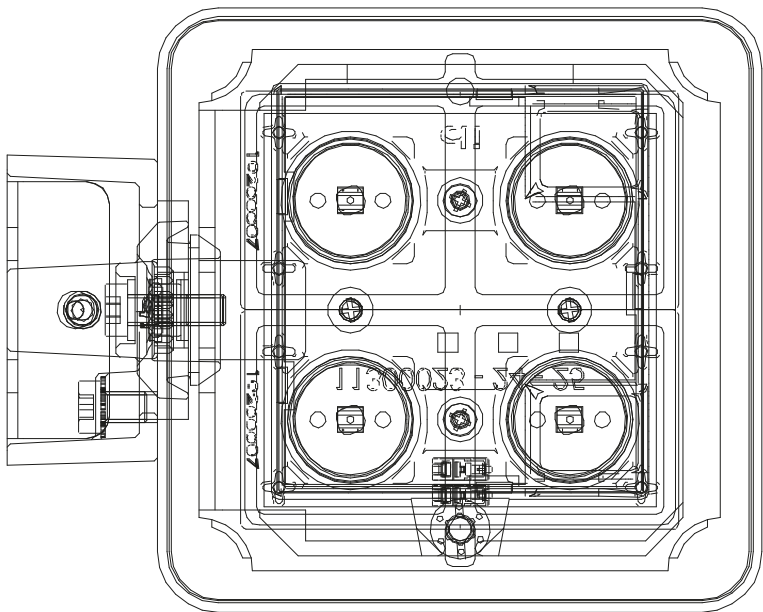
IP 65



3000K	19°	8,2W _{led} x2	19,3W _e	796lm x2	220-240V
901111002	901111003	901111004	901111005		
901121002	901121003	901121004	901121005		
4000K	19°	8,2W _{led} x2	19,3W _e	836lm x2	220-240V



3000K	19°	8,2W _{led}	10,7W _e	796lm	220-240V
901111032	901111033	901111034	901111035		
901121032	901121033	901121034	901121035		
4000K	19°	8,2W _{led}	10,7W _e	836lm	220-240V






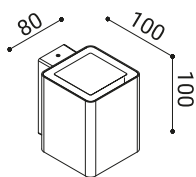
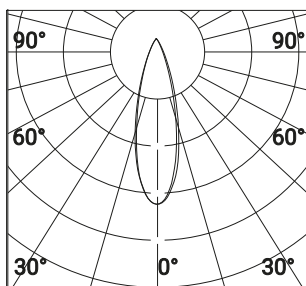
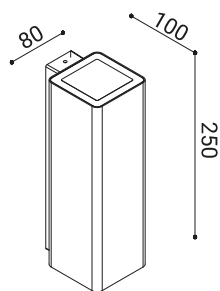
3000K 32° 8,2W_{led} x2 19,3W_e 800lmx2 220-240V

901111012 901111013 901111014 901111015



901121012 901121013 901121014 901121015

4000K 32° 8,2W_{led} x2 19,3W_e 840lmx2 220-240V



3000K 32° 8,2W_{led} 10,7W_e 800lm 220-240V

901111042 901111043 901111044 901111045




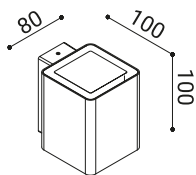
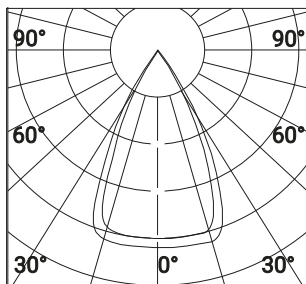
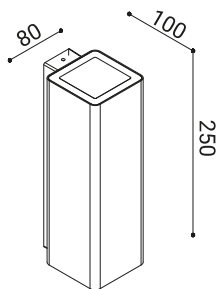
901121042 901121043 901121044 901121045

4000K 32° 8,2W_{led} 10,7W_e 840lm 220-240V





3000K	65°	8,2W _{led} x2	19,3W _e	760lm x2	220-240V
901111022	901111023	901111024	901111025		
					
901121022	901121023	901121024	901121025		
4000K	65°	8,2W _{led} x2	19,3W _e	798lm x2	220-240V



3000K	65°	8,2W _{led}	10,7W _e	760lm	220-240V
901111052	901111053	901111054	901111055		
					
901121052	901121053	901121054	901121055		
4000K	65°	8,2W _{led}	10,7W _e	798lm	220-240V






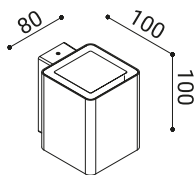
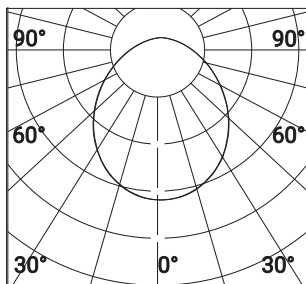
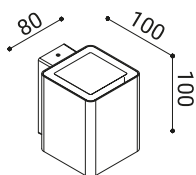
3000K diffuso 4,8W_{led} x2 11W_e 506lmx2 220-240V

90111112 90111113 90111114 90111115



90112112 90112113 90112114 90112115

4000K diffuso 4,8W_{led} x2 11W_e 531lmx2 220-240V



3000K diffuso 4,8W_{led} 5,8W_e 506lm 220-240V

901111102 901111103 901111104 901111105



901121102 901121103 901121104 901121105

4000K diffuso 4,8W_{led} 5,8W_e 531lm 220-240V

TALON ROOF

19°-32°-65°-diffuso



bianco



sabbia



grafite



alluminio



Apparecchio per installazione a soffitto, realizzato in alluminio estruso e base in alluminio pressofuso EN47100, disponibile nei quattro colori standard, con verniciatura a polvere poliestere su fondo trattato per la resistenza alla corrosione.

Caratterizzato da ottiche retratte e schermo a bassa luminanza nelle versioni con Power Led con vetro temprato trasparente serigrafato, nel modello con Mid Power Led il vetro è invece sabbiato, per tutti i modelli i vetri sono fissati meccanicamente con colla siliconica. Connessione interna all'apparecchio e fornito con staffa inox per il fissaggio.

Alimentatore a bordo
220/240V- 50/60Hz

Le sorgenti luminose sono Power Led e Mid Power Led
CRI \geq 80 3000K/4000K,


Potenze disponibili (5,8W_e - 11W_e)

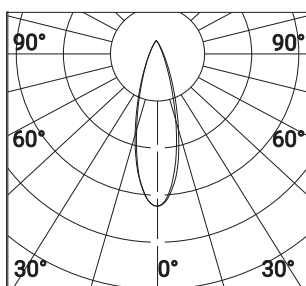
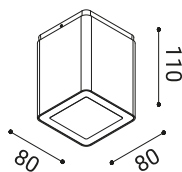
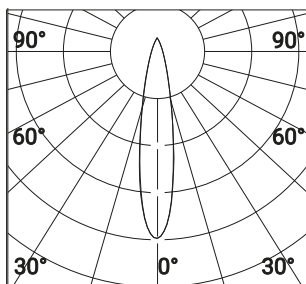
Fasci (19°-32°-65° - diffuso)

CLASSE I


IP 65



3000K	19°	8,2W _{led}	10,7W _e	796lm	220-240V
901111122	901111123	901111124	901111125		
					
901121122	901121123	901121124	901121125		
4000K	19°	8,2W _{led}	10,7W _e	836lm	220-240V







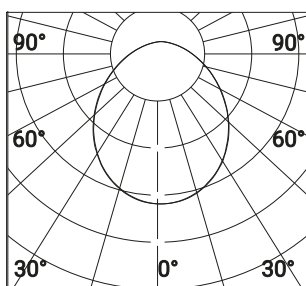
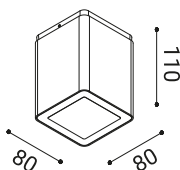
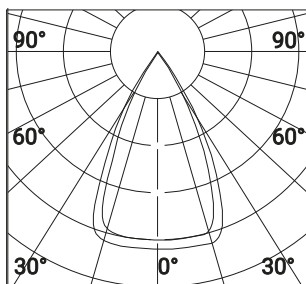
3000K	32°	8,2W _{led}	10,7W _e	800lm	220-240V
901111132	901111133	901111134	901111135		
					
901121132	901121133	901121134	901121135		
4000K	32°	8,2W _{led}	10,7W _e	840lm	220-240V








3000K	65°	8,2W _{led}	10,7W _e	760lm	220-240V
901111142	901111143	901111144	901111145		
					
901121142	901121143	901121144	901121145		
4000K	65°	8,2W _{led}	10,7W _e	798lm	220-240V



3000K	diffuso	4,8W _{led}	5,8W _e	506lm	220-240V
901111152	901111153	901111154	901111155		
					
901121152	901121153	901121154	901121155		
4000K	diffuso	4,8W _{led}	5,8W _e	531lm	220-240V

